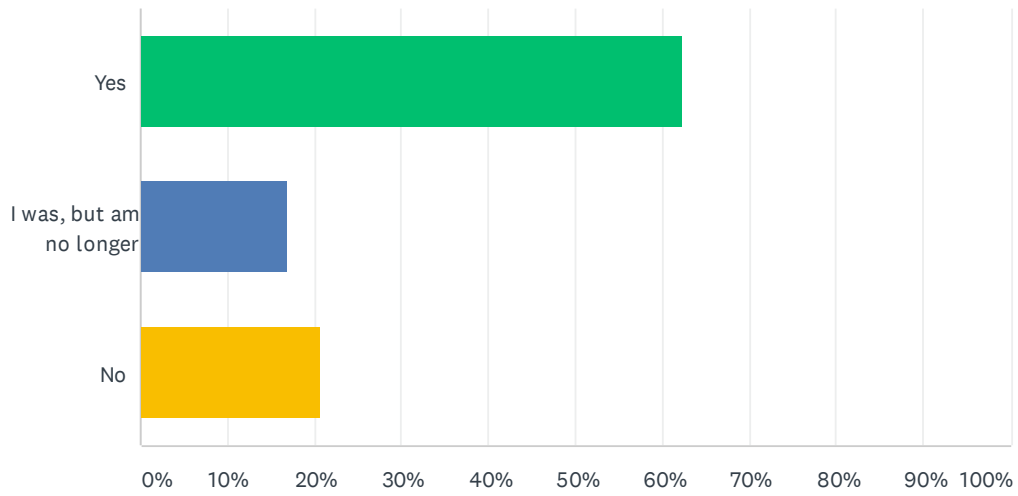


## Q2 Are you currently pursuing any kind of formal education beyond high school?

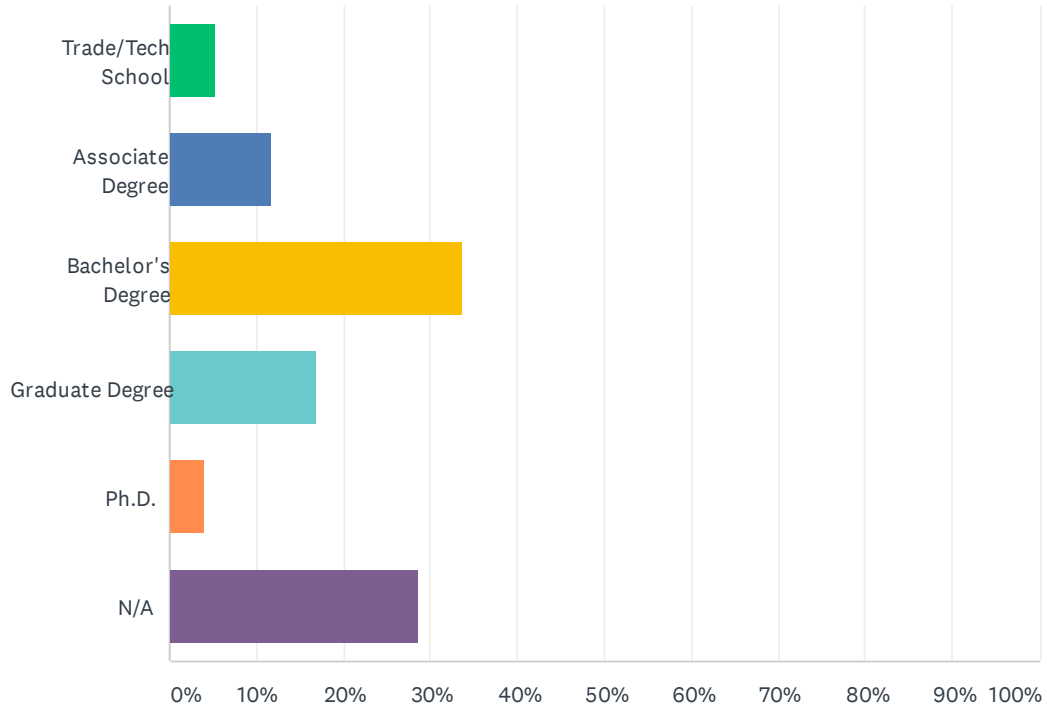
Answered: 77 Skipped: 0



ANSWER CHOICES	RESPONSES	
Yes	62.34%	48
I was, but am no longer	16.88%	13
No	20.78%	16
TOTAL		77

### Q3 What formal education are you pursuing?

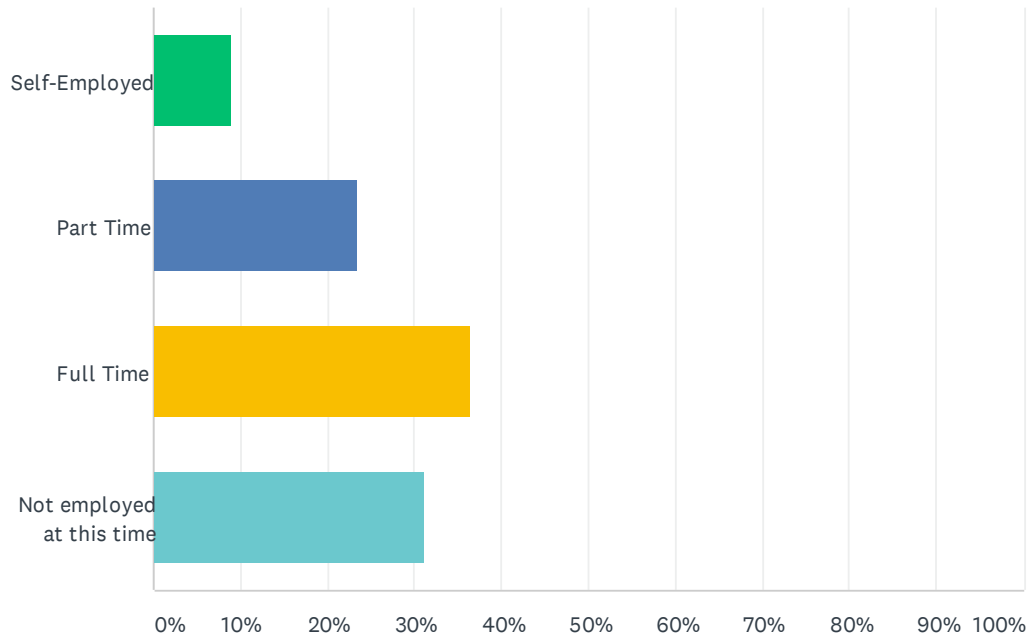
Answered: 77 Skipped: 0



ANSWER CHOICES	RESPONSES
Trade/Tech School	5.19% 4
Associate Degree	11.69% 9
Bachelor's Degree	33.77% 26
Graduate Degree	16.88% 13
Ph.D.	3.90% 3
N/A	28.57% 22
<b>TOTAL</b>	<b>77</b>

## Q4 Are you employed?

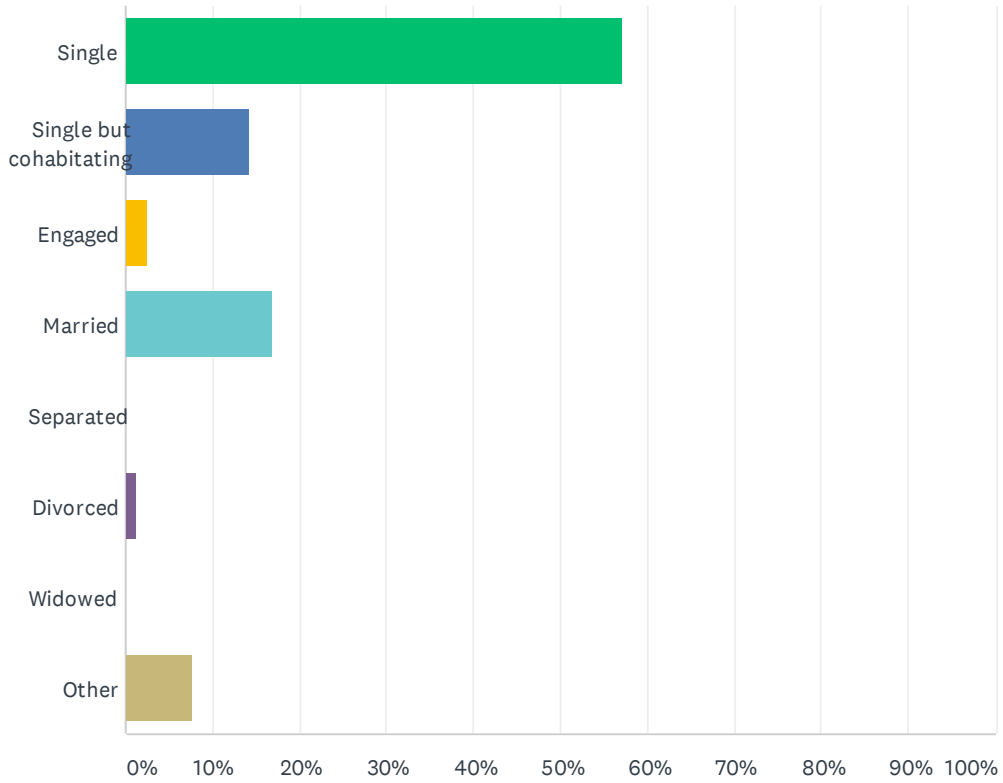
Answered: 77 Skipped: 0



ANSWER CHOICES	RESPONSES	
Self-Employed	9.09%	7
Part Time	23.38%	18
Full Time	36.36%	28
Not employed at this time	31.17%	24
<b>TOTAL</b>		<b>77</b>

## Q5 Are you:

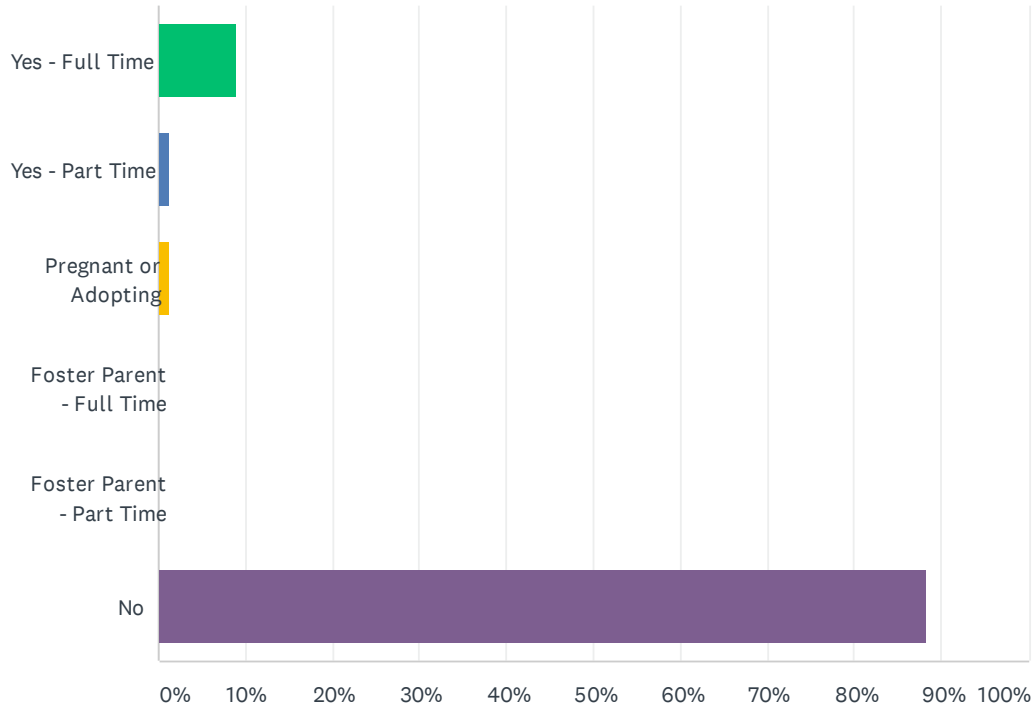
Answered: 77 Skipped: 0



ANSWER CHOICES	RESPONSES	
Single	57.14%	44
Single but cohabitating	14.29%	11
Engaged	2.60%	2
Married	16.88%	13
Separated	0.00%	0
Divorced	1.30%	1
Widowed	0.00%	0
Other	7.79%	6
<b>TOTAL</b>		<b>77</b>

## Q6 Do you currently have children?

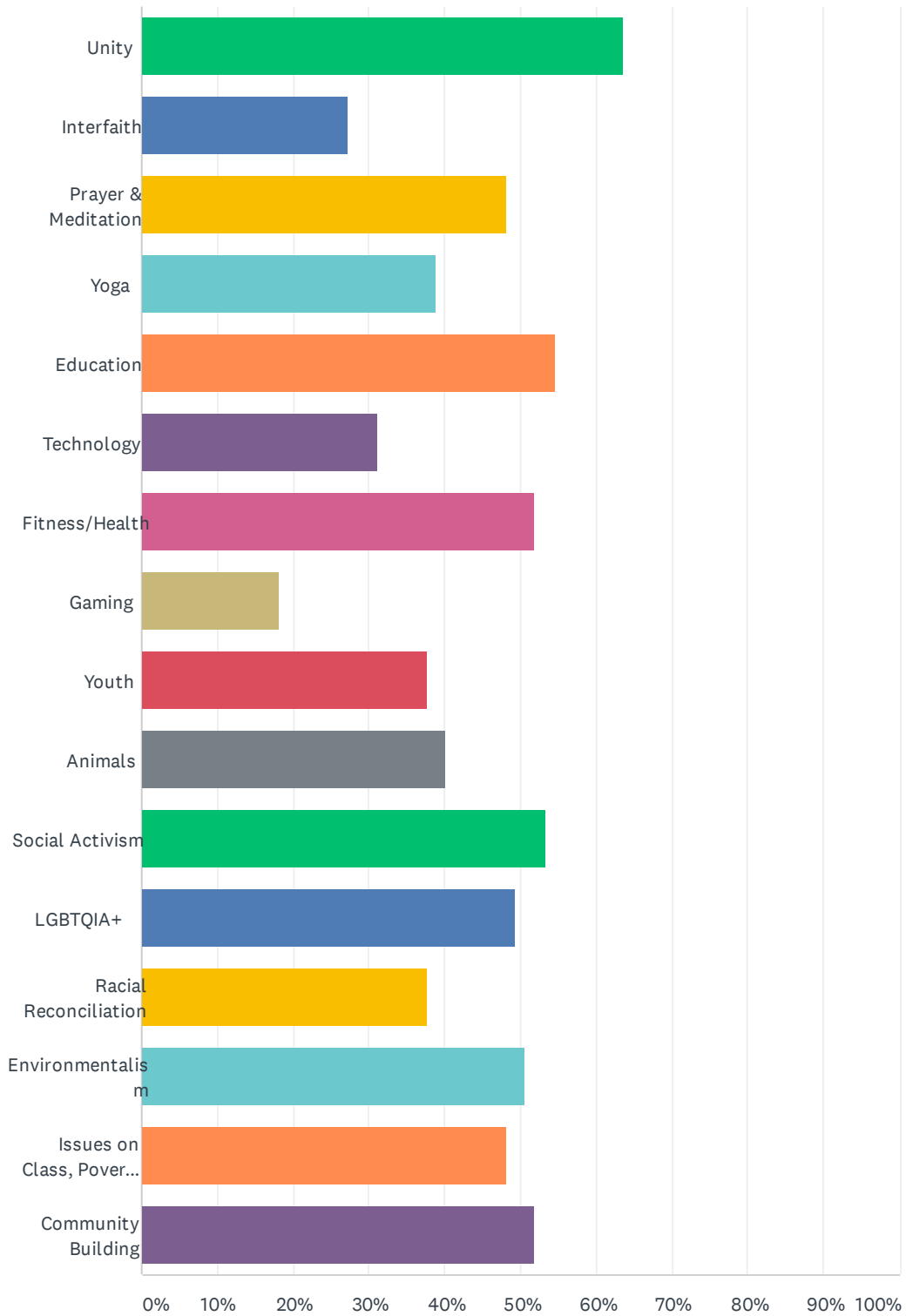
Answered: 77 Skipped: 0



ANSWER CHOICES	RESPONSES	
Yes - Full Time	9.09%	7
Yes - Part Time	1.30%	1
Pregnant or Adopting	1.30%	1
Foster Parent - Full Time	0.00%	0
Foster Parent - Part Time	0.00%	0
No	88.31%	68
<b>TOTAL</b>		<b>77</b>

### Q7 What are your interests and passions? (Check all that apply)

Answered: 77 Skipped: 0

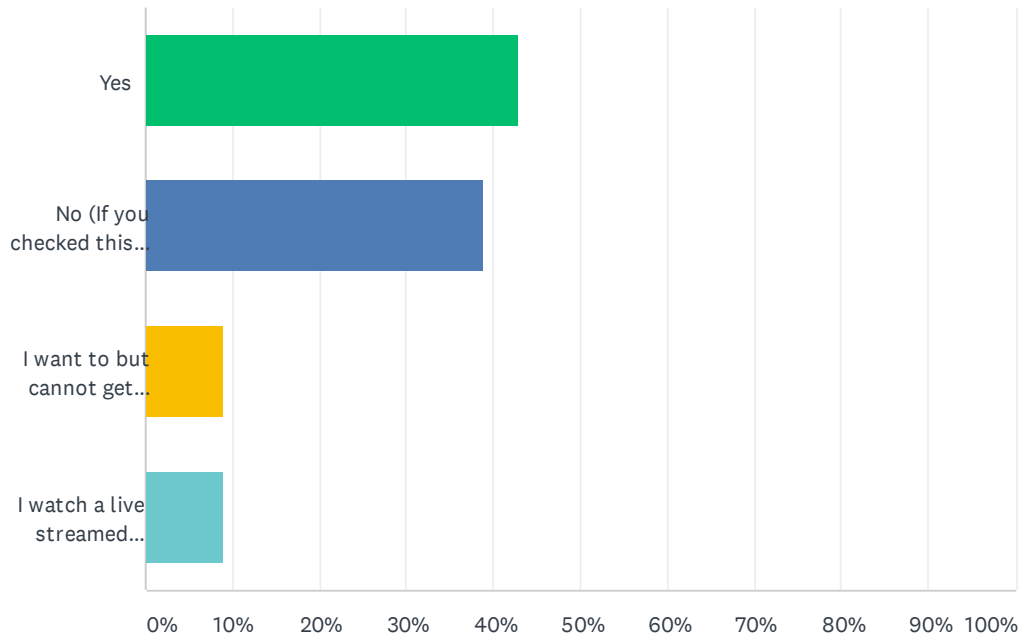


## Unity Young Adult Survey

ANSWER CHOICES	RESPONSES	
Unity	63.64%	49
Interfaith	27.27%	21
Prayer & Meditation	48.05%	37
Yoga	38.96%	30
Education	54.55%	42
Technology	31.17%	24
Fitness/Health	51.95%	40
Gaming	18.18%	14
Youth	37.66%	29
Animals	40.26%	31
Social Activism	53.25%	41
LGBTQIA+	49.35%	38
Racial Reconciliation	37.66%	29
Environmentalism	50.65%	39
Issues on Class, Poverty, Homelessness	48.05%	37
Community Building	51.95%	40
Total Respondents: 77		

## Q8 Do you currently attend a Unity Church/Center?

Answered: 77 Skipped: 0

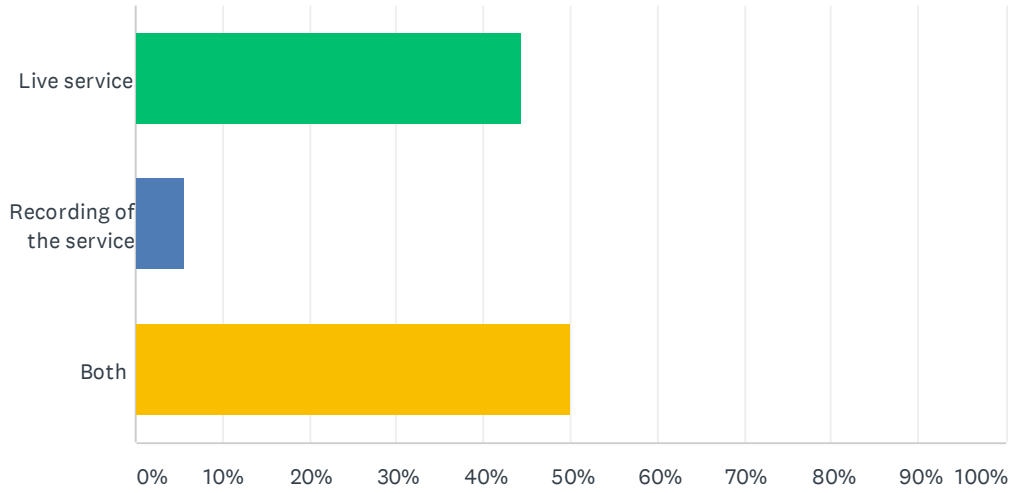


ANSWER CHOICES	RESPONSES	
Yes	42.86%	33
No (If you checked this response, please proceed to question 11)	38.96%	30
I want to but cannot get there	9.09%	7
I watch a live streamed service (If you checked this response, please answer questions 9 & 10)	9.09%	7
<b>TOTAL</b>		<b>77</b>



### Q10 If you watch a live streamed service, which do you watch:

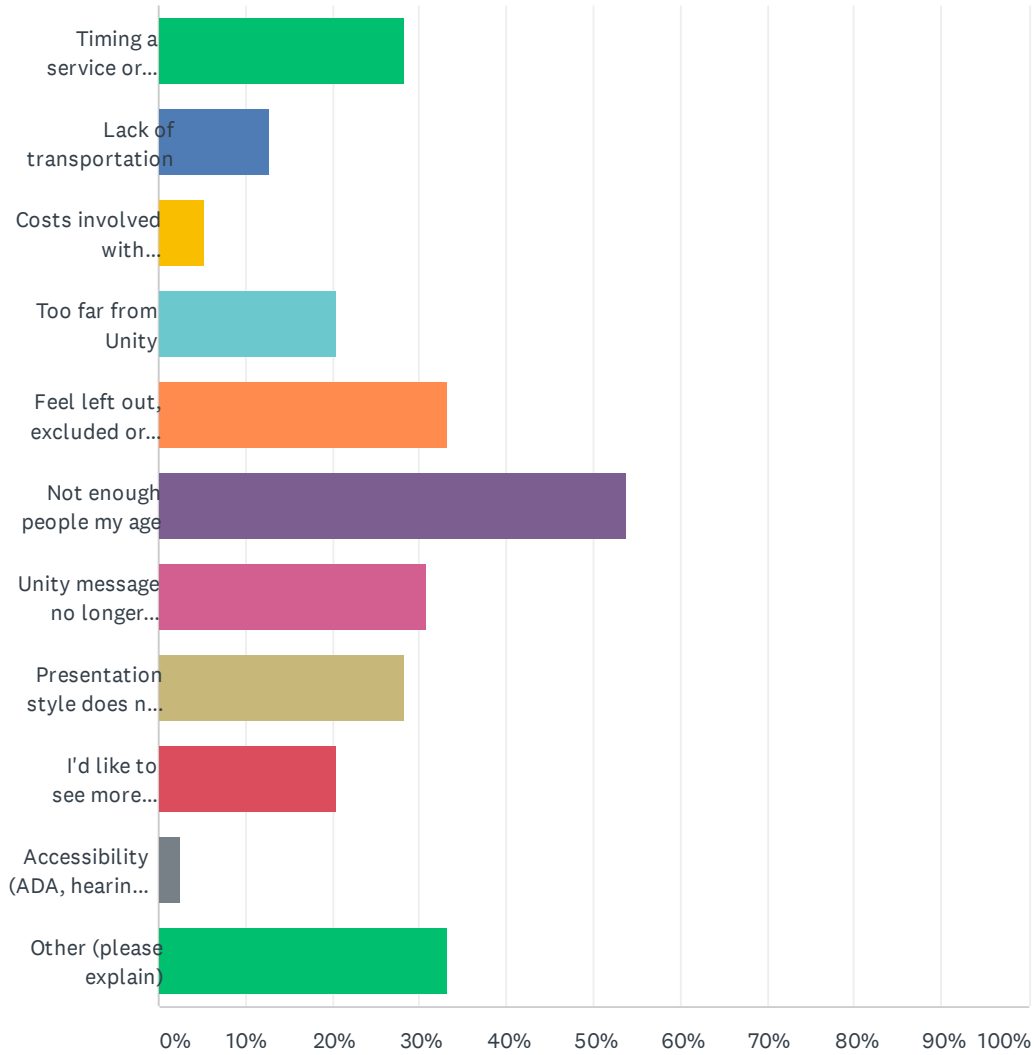
Answered: 18 Skipped: 59



ANSWER CHOICES	RESPONSES	
Live service	44.44%	8
Recording of the service	5.56%	1
Both	50.00%	9
<b>TOTAL</b>		<b>18</b>

### Q11 If you answered "no" to question 8, what currently prohibits you from participating at your Unity Church/Center or a Unity Church/Center nearby? (Check all that apply)

Answered: 39 Skipped: 38

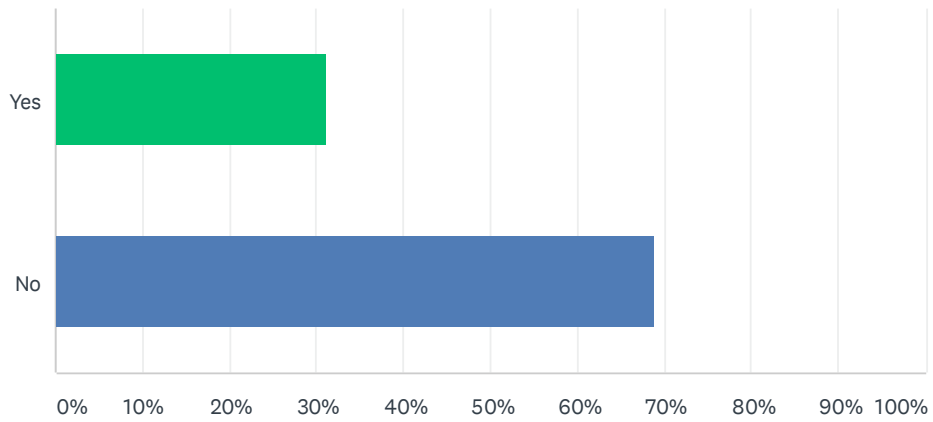


## Unity Young Adult Survey

ANSWER CHOICES	RESPONSES	
Timing a service or events	28.21%	11
Lack of transportation	12.82%	5
Costs involved with transportation	5.13%	2
Too far from Unity	20.51%	8
Feel left out, excluded or abandoned	33.33%	13
Not enough people my age	53.85%	21
Unity message no longer resonates	30.77%	12
Presentation style does not resonate	28.21%	11
I'd like to see more community involvement	20.51%	8
Accessibility (ADA, hearing, visual, etc)	2.56%	1
Other (please explain)	33.33%	13
Total Respondents: 39		

### Q13 Is there another day/time, besides Sunday morning that would be more convenient for you to attend church?

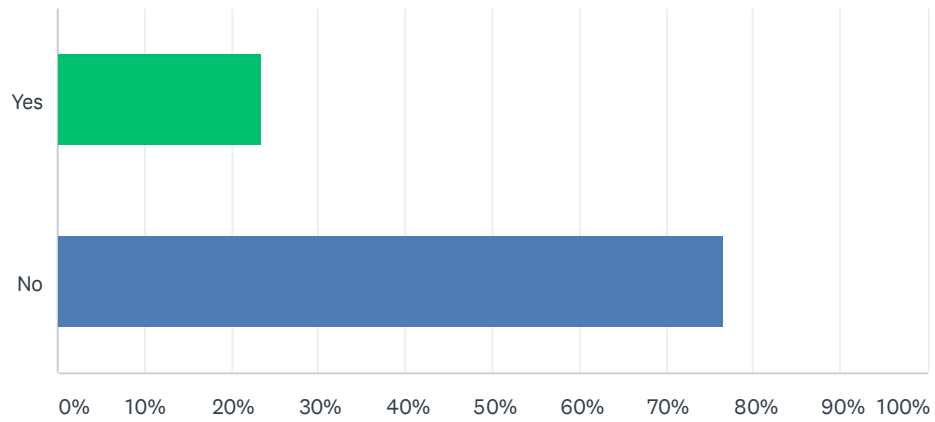
Answered: 77 Skipped: 0



ANSWER CHOICES	RESPONSES	
Yes	31.17%	24
No	68.83%	53
TOTAL		77

## Q14 Do you currently participate in any activities outside of Unity specifically for young adults?

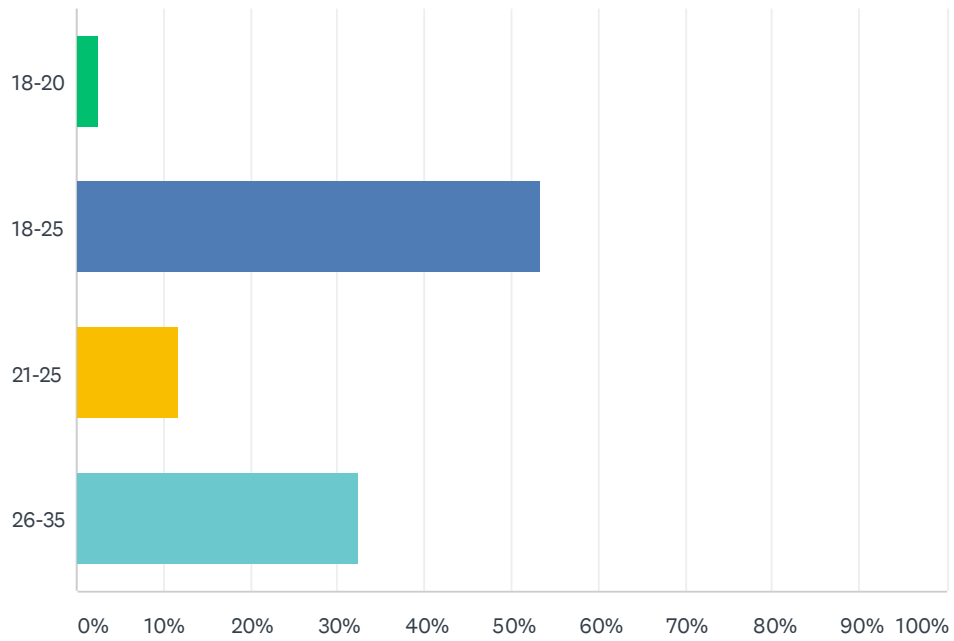
Answered: 77 Skipped: 0



ANSWER CHOICES	RESPONSES	
Yes	23.38%	18
No	76.62%	59
TOTAL		77

## Q15 What age grouping would you prefer for a young adult ministry within Unity?

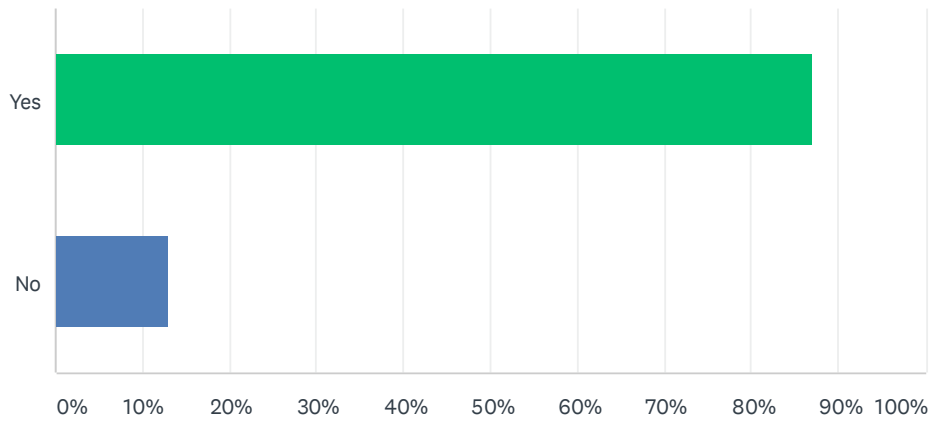
Answered: 77 Skipped: 0



ANSWER CHOICES	RESPONSES
18-20	2.60% 2
18-25	53.25% 41
21-25	11.69% 9
26-35	32.47% 25
TOTAL	77

## Q16 Could there be more than one age based young adult ministry within Unity?

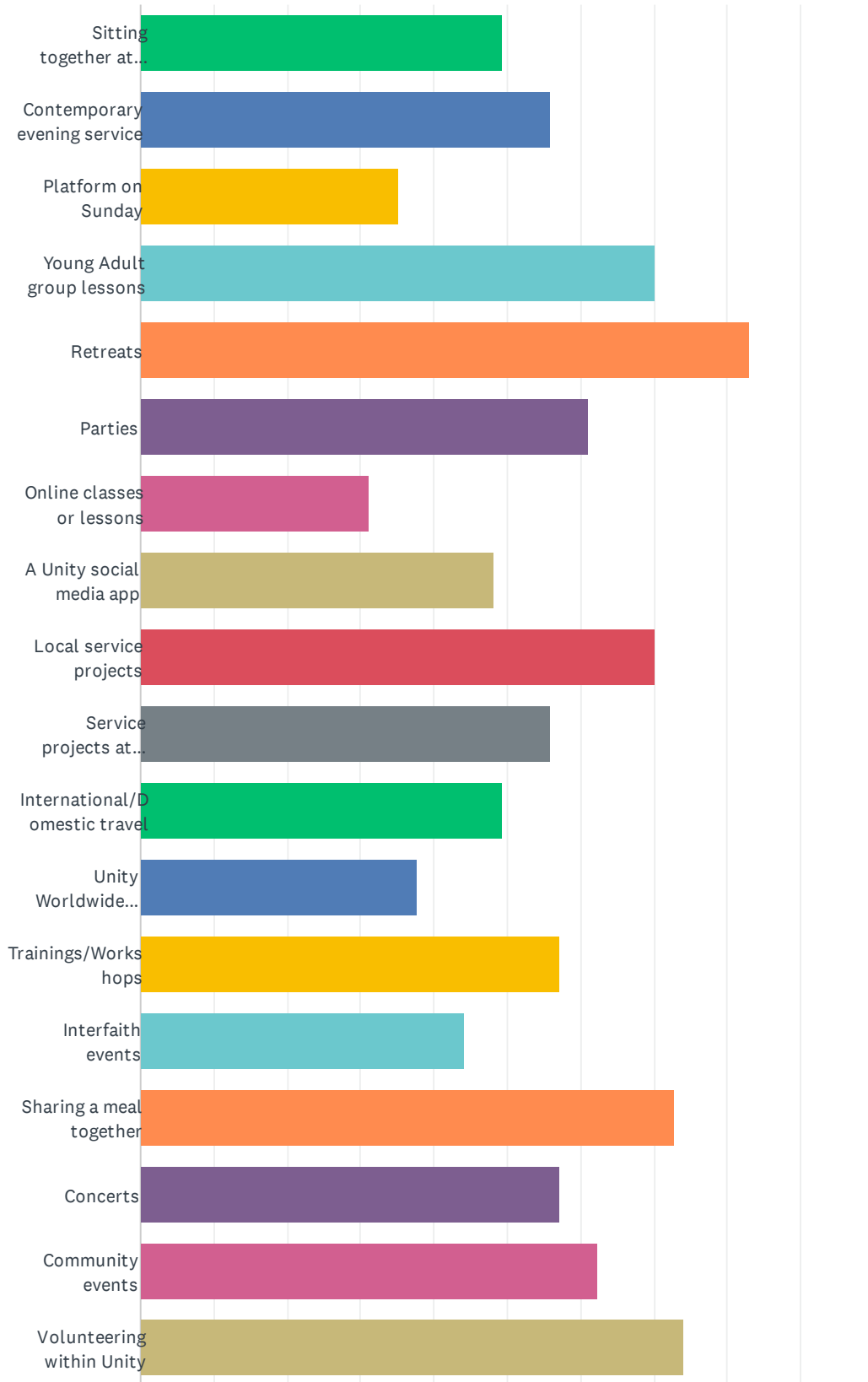
Answered: 77 Skipped: 0



ANSWER CHOICES	RESPONSES	
Yes	87.01%	67
No	12.99%	10
TOTAL		77

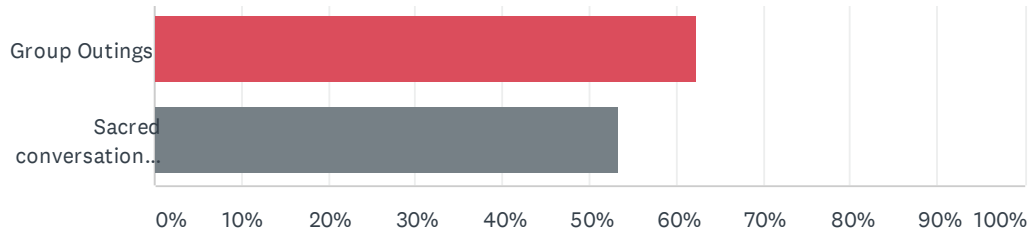
### Q17 Please check all the activities of a "Young Adult Ministry" in which you would be willing to participate:

Answered: 77 Skipped: 0





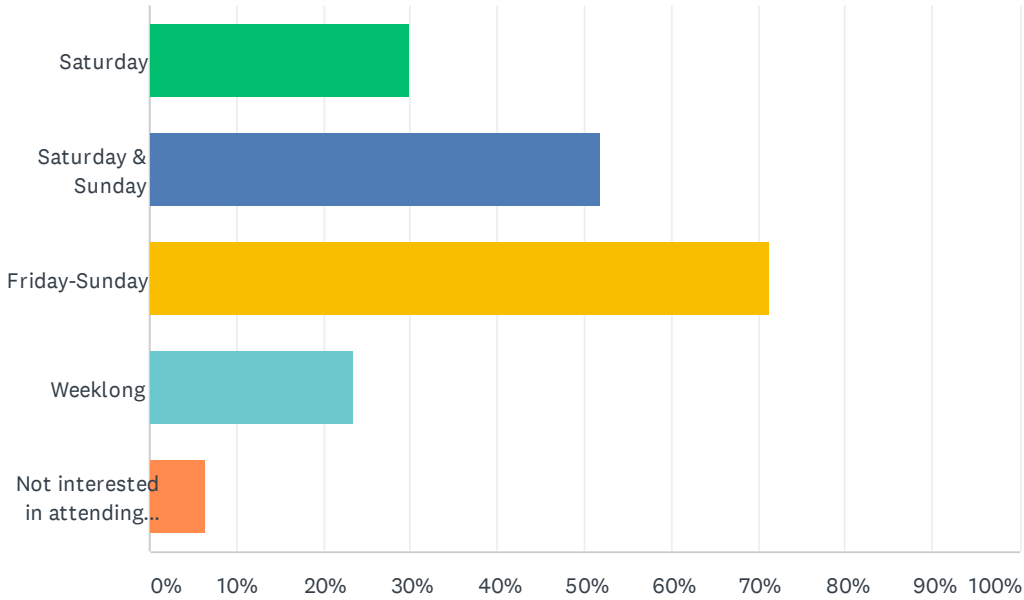
## Unity Young Adult Survey



ANSWER CHOICES	RESPONSES	
Sitting together at Sunday AM service	49.35%	38
Contemporary evening service	55.84%	43
Platform on Sunday	35.06%	27
Young Adult group lessons	70.13%	54
Retreats	83.12%	64
Parties	61.04%	47
Online classes or lessons	31.17%	24
A Unity social media app	48.05%	37
Local service projects	70.13%	54
Service projects at Unity Village	55.84%	43
International/Domestic travel	49.35%	38
Unity Worldwide Ministries events	37.66%	29
Trainings/Workshops	57.14%	44
Interfaith events	44.16%	34
Sharing a meal together	72.73%	56
Concerts	57.14%	44
Community events	62.34%	48
Volunteering within Unity	74.03%	57
Group Outings	62.34%	48
Sacred conversations/activism	53.25%	41
Total Respondents: 77		

### Q18 If you were to attend a young adult retreat, either regionally or nationally, what length of time would work best for you? (Check all that apply)

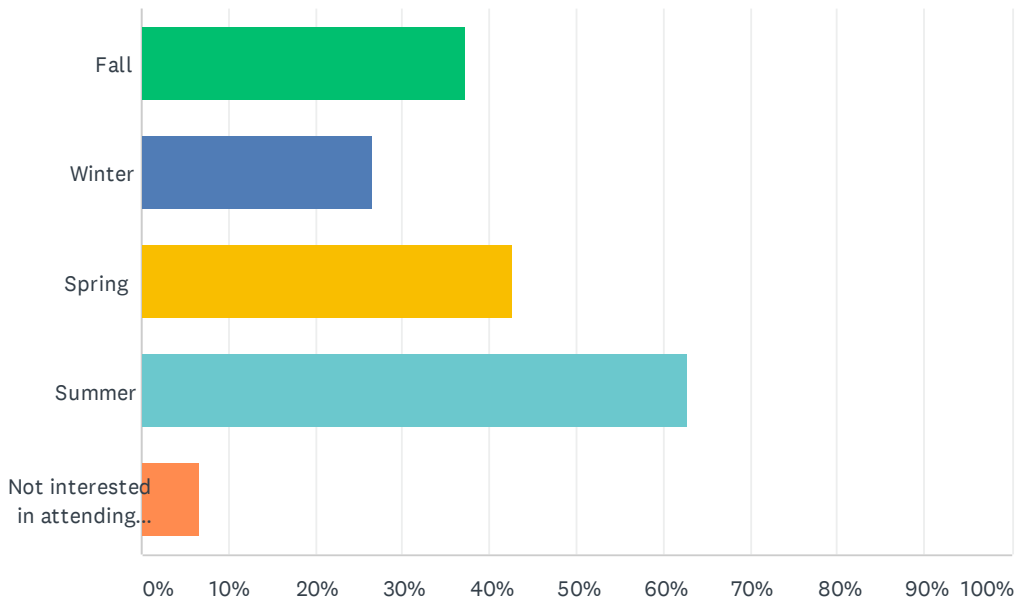
Answered: 77 Skipped: 0



ANSWER CHOICES	RESPONSES	
Saturday	29.87%	23
Saturday & Sunday	51.95%	40
Friday-Sunday	71.43%	55
Weeklong	23.38%	18
Not interested in attending retreats	6.49%	5
Total Respondents: 77		

### Q19 If you were to attend a young adult retreat, either regionally or nationally, what time of year is best?

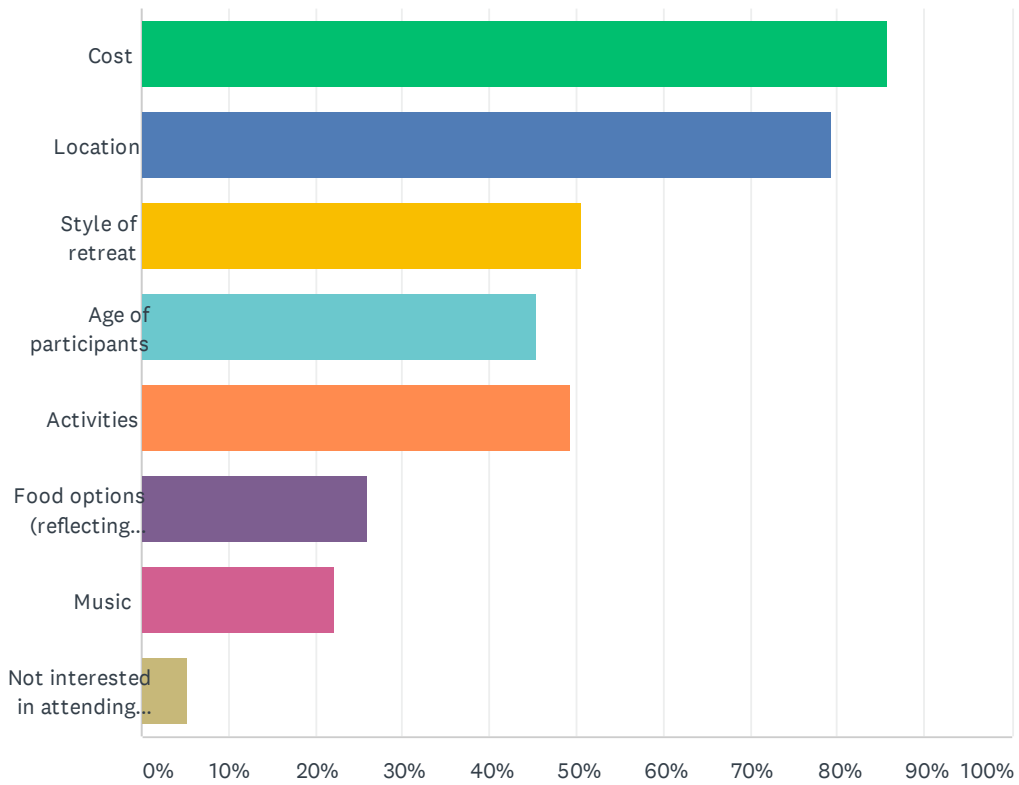
Answered: 75 Skipped: 2



ANSWER CHOICES	RESPONSES	
Fall	37.33%	28
Winter	26.67%	20
Spring	42.67%	32
Summer	62.67%	47
Not interested in attending a retreat	6.67%	5
Total Respondents: 75		

## Q20 If you were to attend a young adult retreat, either regionally or nationally, what factors are important to you? (Check all that apply)

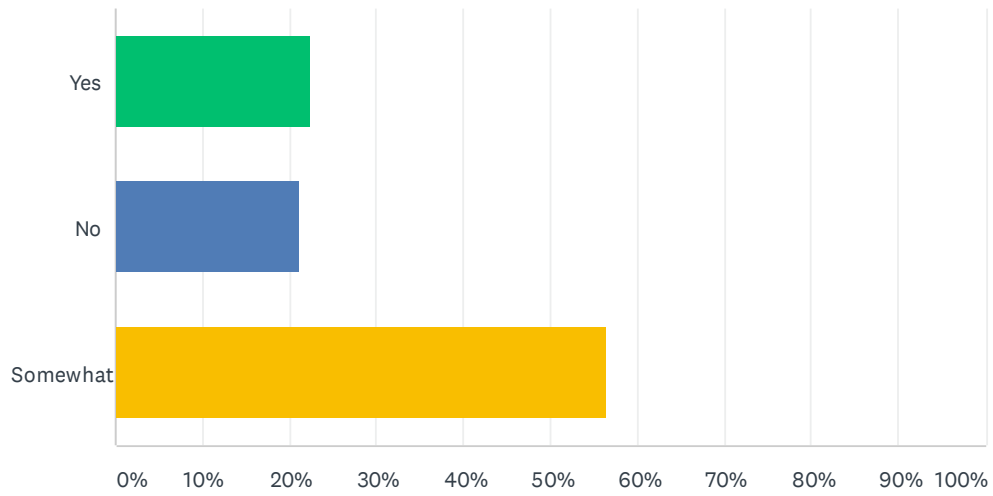
Answered: 77 Skipped: 0



ANSWER CHOICES	RESPONSES	
Cost	85.71%	66
Location	79.22%	61
Style of retreat	50.65%	39
Age of participants	45.45%	35
Activities	49.35%	38
Food options (reflecting dietary needs & choices)	25.97%	20
Music	22.08%	17
Not interested in attending a retreat	5.19%	4
Total Respondents: 77		

## Q21 Are you aware of the services and products that Unity World Headquarters at Unity Village and Unity Worldwide Ministries provides?

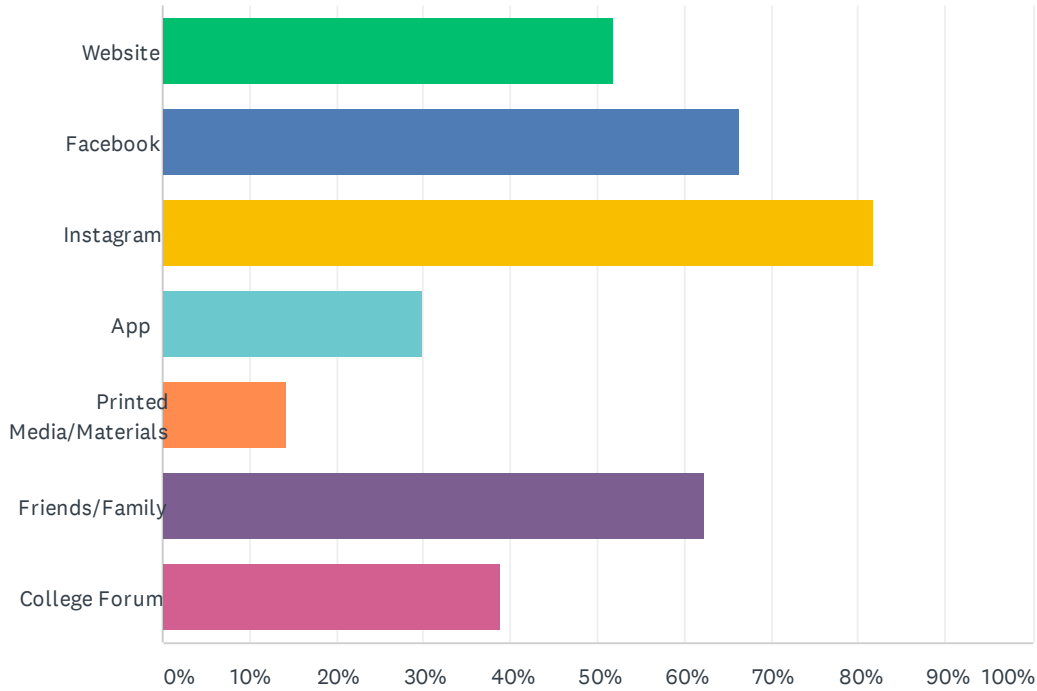
Answered: 76 Skipped: 1



ANSWER CHOICES	RESPONSES	
Yes	22.37%	17
No	21.05%	16
Somewhat	56.58%	43
TOTAL		76

## Q22 What is the best method of reaching young adults to let them know that Unity exists? (Check all that apply)

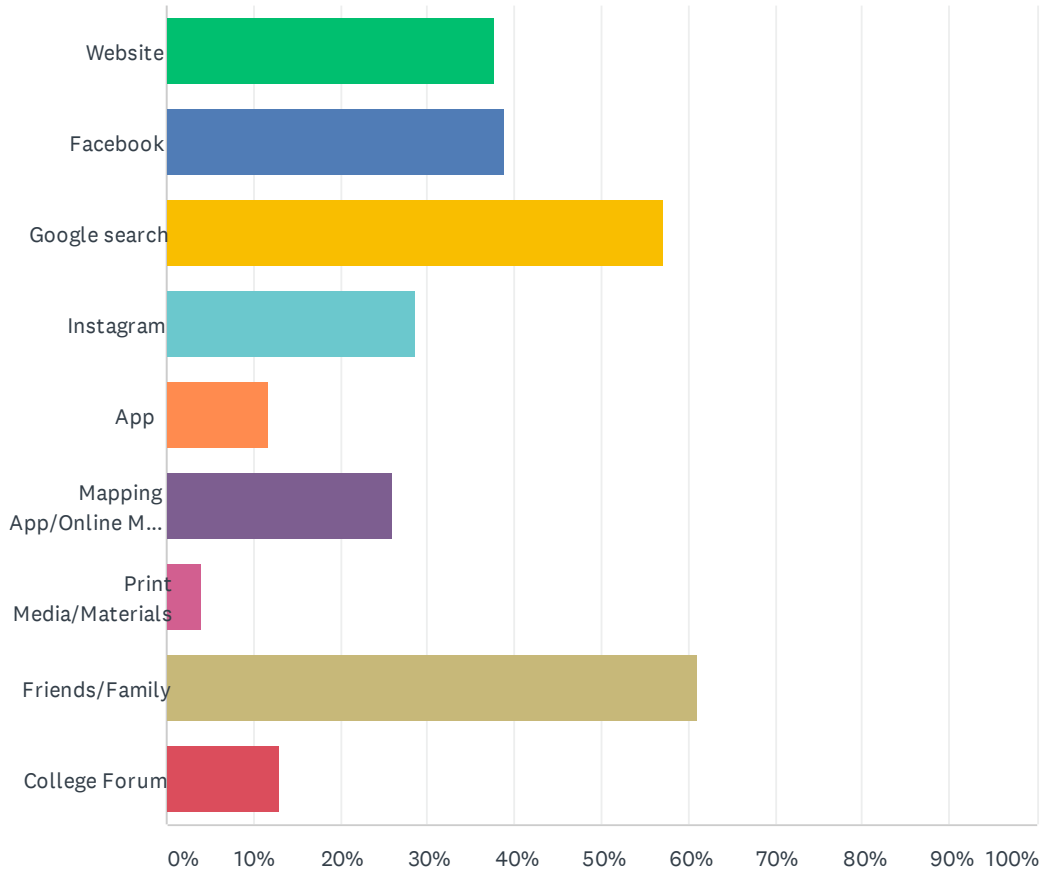
Answered: 77 Skipped: 0



ANSWER CHOICES	RESPONSES	
Website	51.95%	40
Facebook	66.23%	51
Instagram	81.82%	63
App	29.87%	23
Printed Media/Materials	14.29%	11
Friends/Family	62.34%	48
College Forum	38.96%	30
Total Respondents: 77		

## Q23 How would you most likely find a Unity Church/Center? (Check all that apply)

Answered: 77 Skipped: 0



ANSWER CHOICES	RESPONSES	
Website	37.66%	29
Facebook	38.96%	30
Google search	57.14%	44
Instagram	28.57%	22
App	11.69%	9
Mapping App/Online Map Service	25.97%	20
Print Media/Materials	3.90%	3
Friends/Family	61.04%	47
College Forum	12.99%	10
Total Respondents: 77		

## Q24 Can we contact you for follow-up information? If so, please provide your contact information.

Answered: 49 Skipped: 28

ANSWER CHOICES	RESPONSES	
Name	100.00%	49
Company	0.00%	0
Address	0.00%	0
Address 2	0.00%	0
City/Town	91.84%	45
State/Province	91.84%	45
ZIP/Postal Code	91.84%	45
Country	89.80%	44
Email Address	97.96%	48
Phone Number	81.63%	40